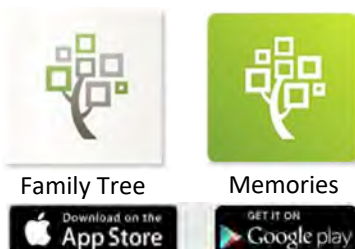


How to Use the FamilySearch Mobile Apps

Overview

The free mobile apps; **Family Tree** and **Memories** put the power of heritage in your hands. Synced with your account on FamilySearch.org, you can search and attach records, add memories, view relatives, find cousins, and more, anywhere you take your phone or tablet.



Download the **Family Tree** and **Memories** apps from your mobile device App Store.

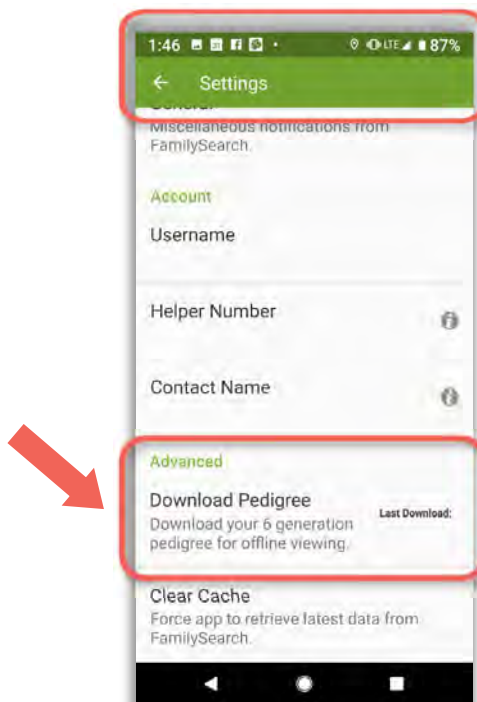
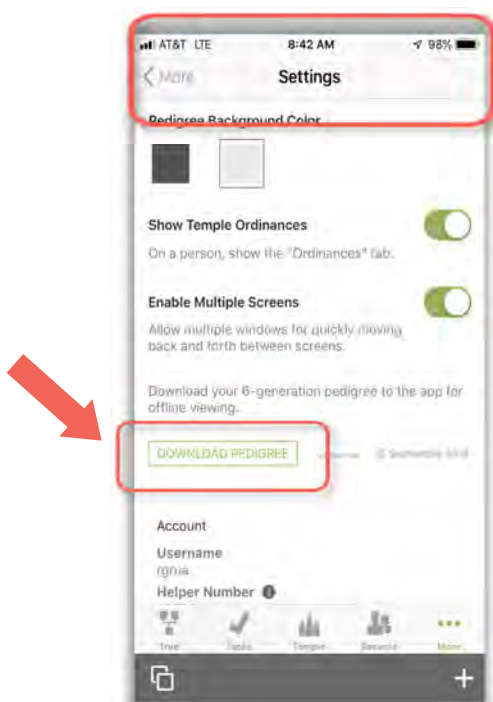
- **Family Tree App** includes 90% of the functions that are available on the desktop version of FamilySearch.
- **Memories App** is like your Gallery in Memories.

Create a **free account** with FamilySearch if you don't already have one. Then sign-in on both mobile apps with the same **username** and **password** you created on FamilySearch.org.

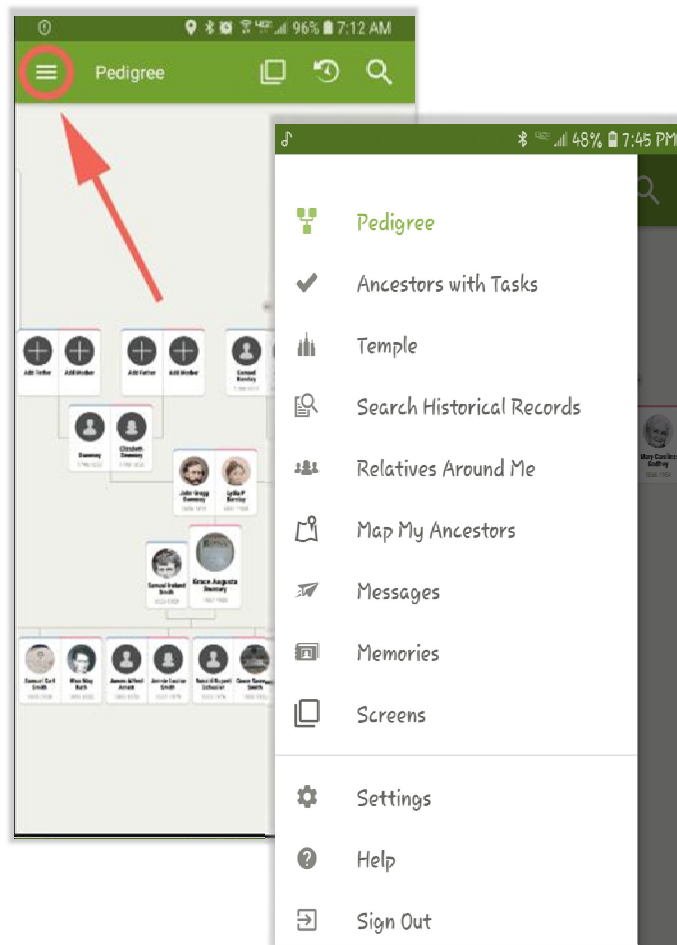
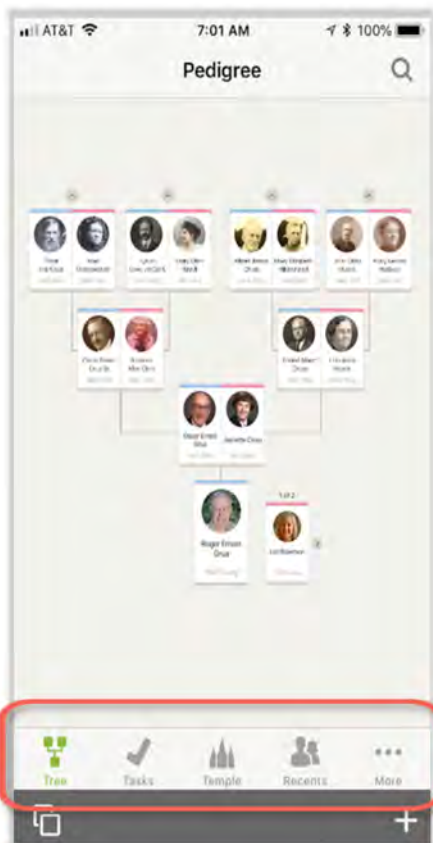


Any new entries will automatically **sync** with your account on FamilySearch.org and your mobile devices.

To import your tree from FamilySearch.org to the **Family Tree** app, find **Settings** under the **More** tab or Android **Menu bars**, then **Download Pedigree**. (You may select other desired preferences while in Settings.)



Icon Functions—Apple and Android are formatted differently, but similar functions are available for both systems.



Tree—View your **Pedigree** in portrait view. Click on any person to see more information about them.

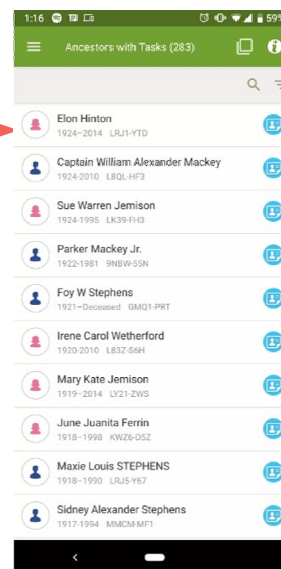
Tasks—View and attach Record Hints as sources to your **Ancestors with Tasks**.

Temple—Ordinances Ready is available to members of The Church of Jesus Christ of Latter-day Saints.

Recents—**History List** (Top right on Android) View most recent persons you have viewed in your tree.

More—(3 Dots on iPhone) See several more options:

- Search Historical Records
- Find a Person
- Relatives Around Me
- Map My Ancestors
- Family History Activities
- Messages
- Settings
- Help
- Memories
- (Screens)
- Other Apps
- Sign Out

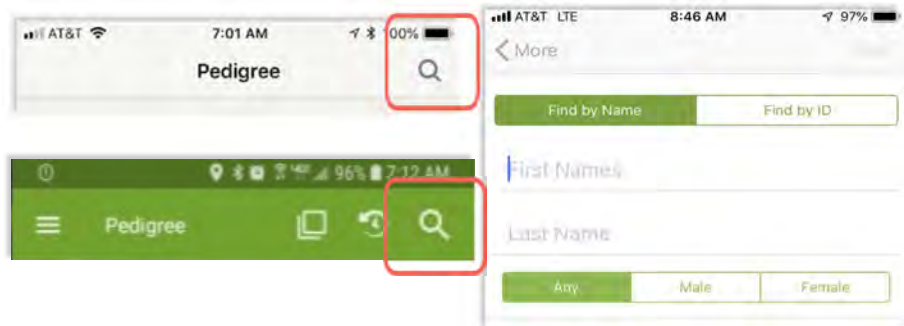


Record Hints on Android.

Find people in the shared family tree by clicking on the search tool icon.

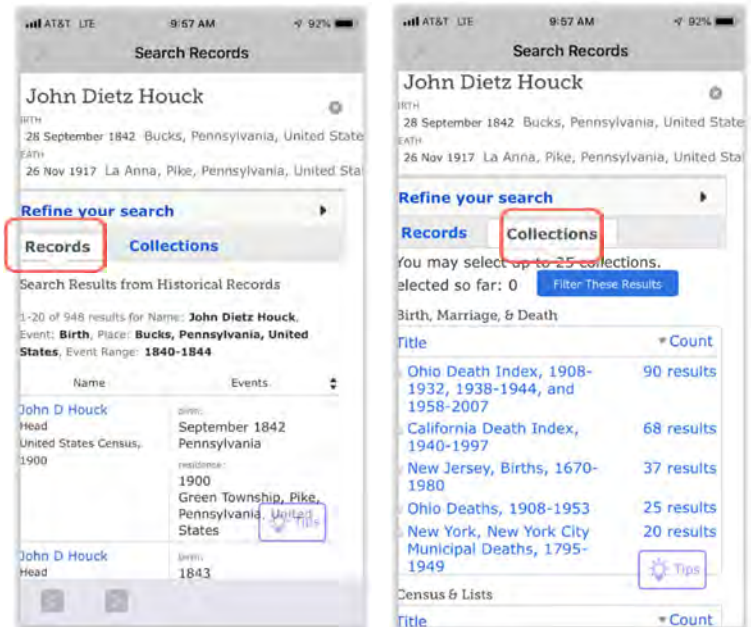
Or

Find a Person under the **More** tab will also allow you to search for a person in your Family Tree.

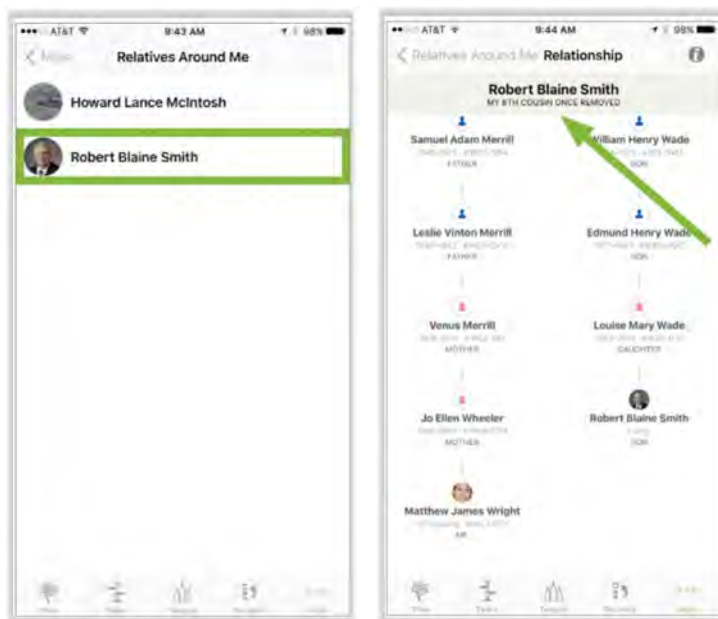


Search Historical Records Search all indexed record collections found in FamilySearch to document your ancestors lives.

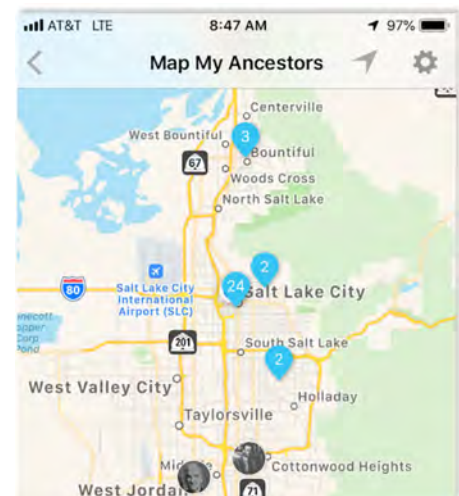
Search Historical **Records** or **Collections**.



Relatives Around Me Scans for friends who may be related. Make sure your friends are nearby and have this app open to scan. When their name appears, click on it to see how you are related.



Map My Ancestors locates events in your ancestors lives on a map, based upon what information is found in the Family Tree.

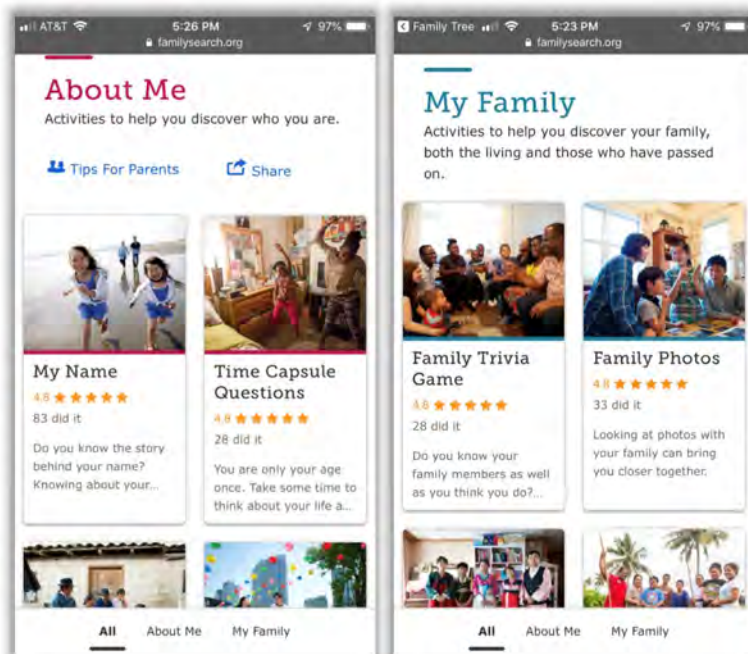


Family History Activities Just released in February 2019 contains many fun activities to be shared by families, friends and individuals.

Messages Opens correspondence sent and received thru FamilySearch.

Settings Customize your preferences here, including color background and Enable Multiple Screens

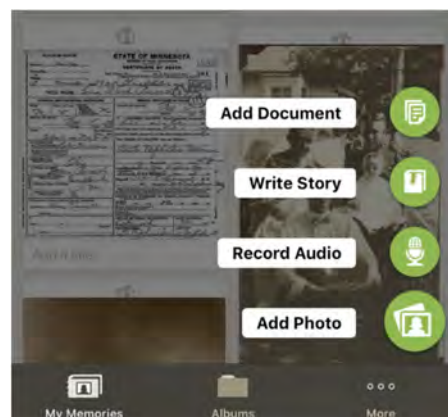
Help Functions like the Help Center on the desktop computer. Send feedback, view cases submitted, contact Family Search, find tutorials, and answers to questions.



Memories

Memories Takes you to the **Memories App** where you can add documents, stories, photos, and record audio in your Memories Gallery.

These can then be tagged to individuals in your Family Tree.



Other Apps Brings up a list of Apps that are linked to [ChurchofJesusChrist.org](https://www.ChurchofJesusChrist.org) and [FamilySearch.org](https://www.FamilySearch.org).



Family Tree

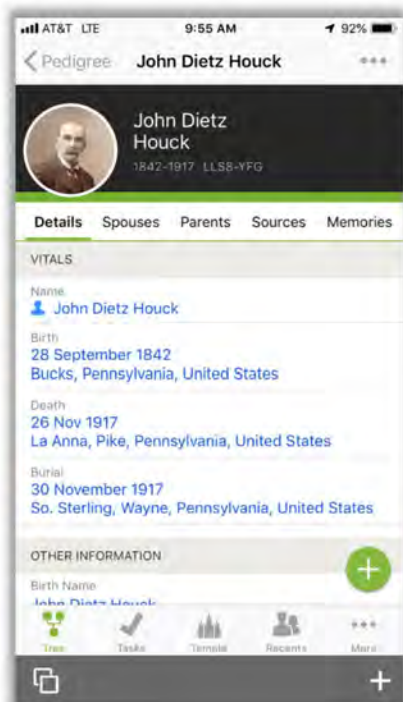


Viewing Relatives—Tree Choose a person in the Pedigree view to find information for that person. More menu tabs will appear:

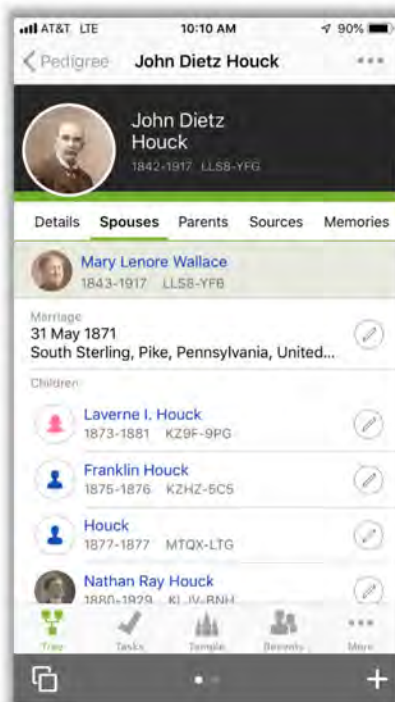
- Details
- Spouses
- Parents
- Sources
- Memories
- Ordinances



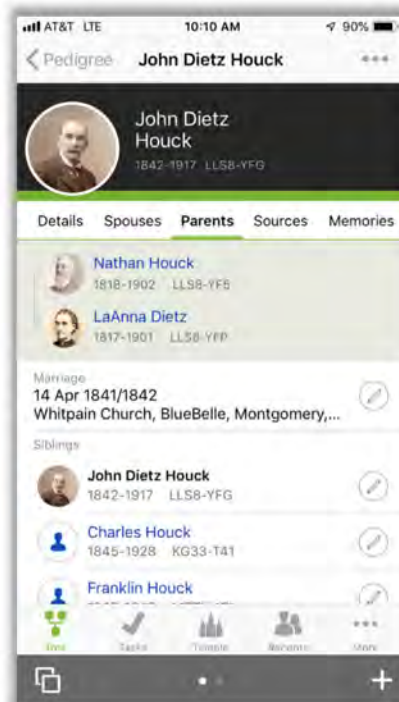
Details Includes vital and other information, which can be edited.



Spouses Spouses and children are shown here. New people and other information can be added.

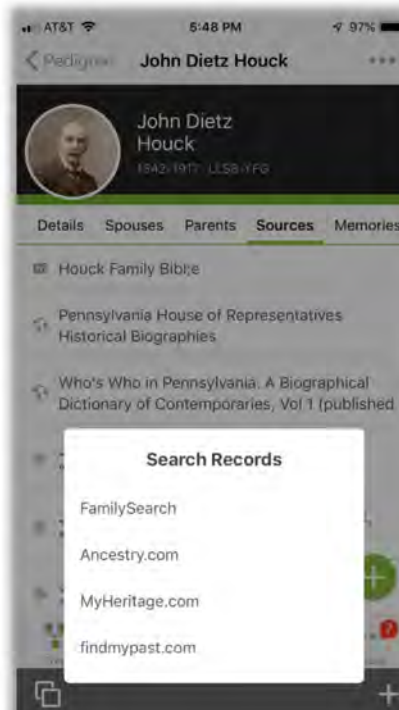
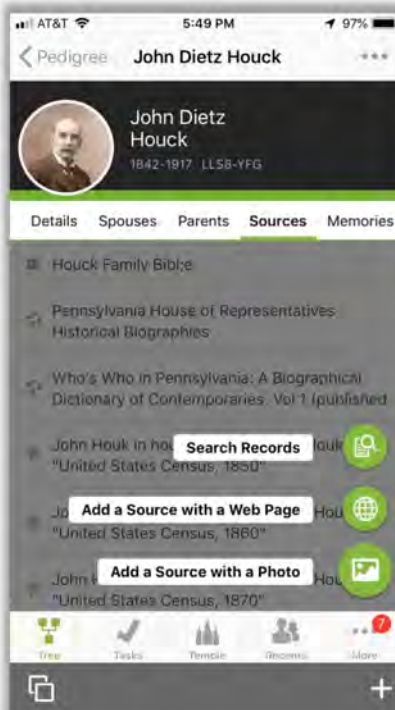


Parents This information about parents and siblings can be edited.



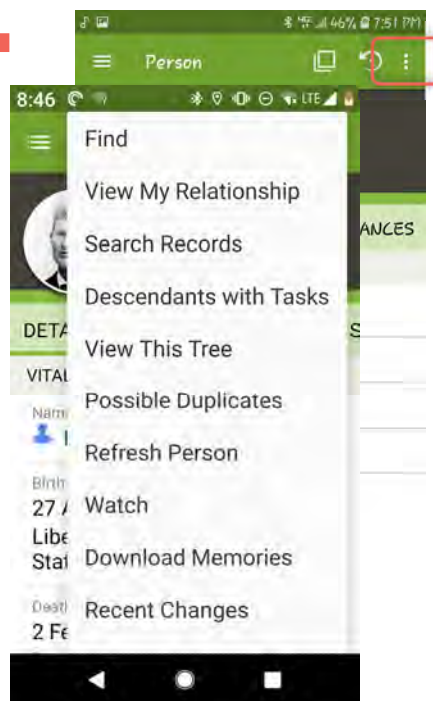
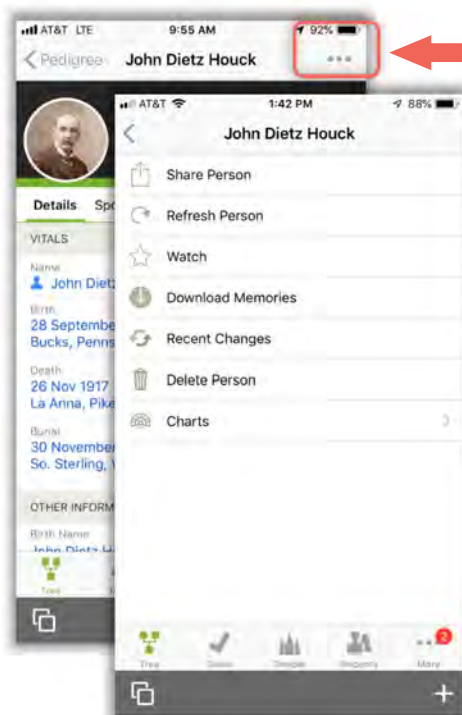
Sources show attached records. These can be opened and viewed.

If you click on the plus sign, you can search records and add sources to your relatives page from FamilySearch, web pages, and partner sites.

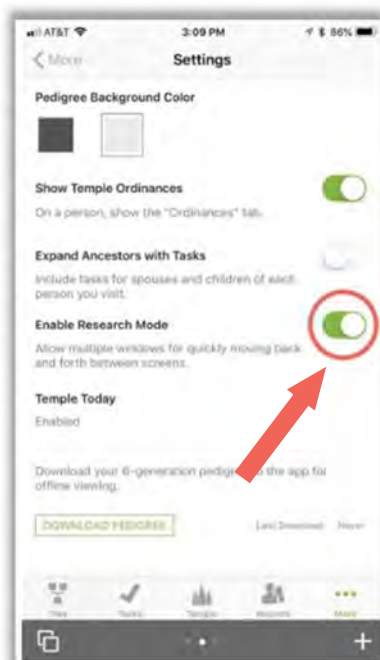


There is **More** to be discovered.

Click on ... at the top to see other options on iOS.

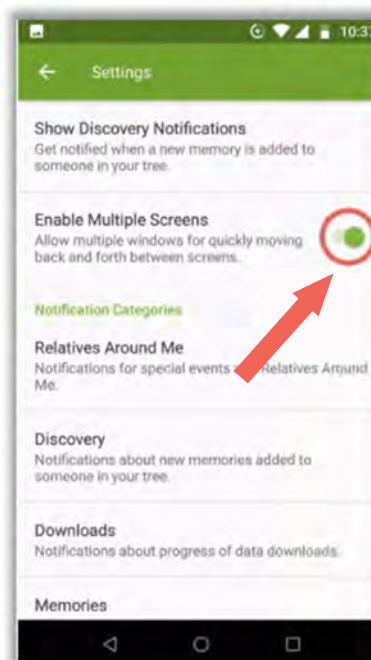


More options are here : in Android when you click the 3 dots in the top right corner.



Multiple Screens can now be displayed in the Family Tree mobile apps on your device.

You must first go to **Settings** and **Enable Multiple Screens**.



In iOS, go to the desired screen then click on the lower right corner.



The multiple screen dots allow you to swipe left or right between open screens.



Screen Manager allows you to open all screens and close by tapping on the red X in the upper left corner.



Open the Multiple Screen icon at the top of your Android device.



Tap the + at the bottom right of the page to open a new screen.

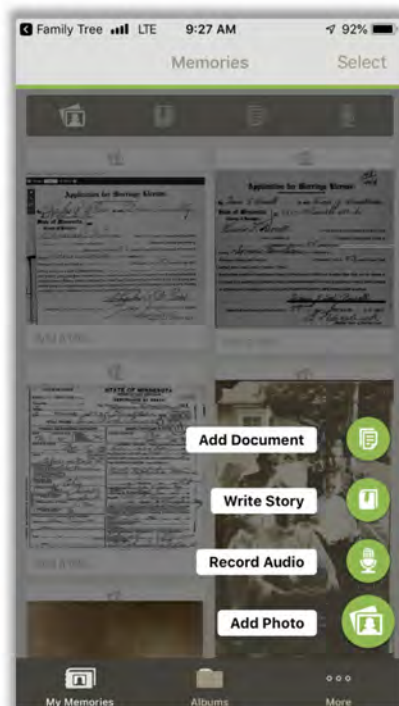
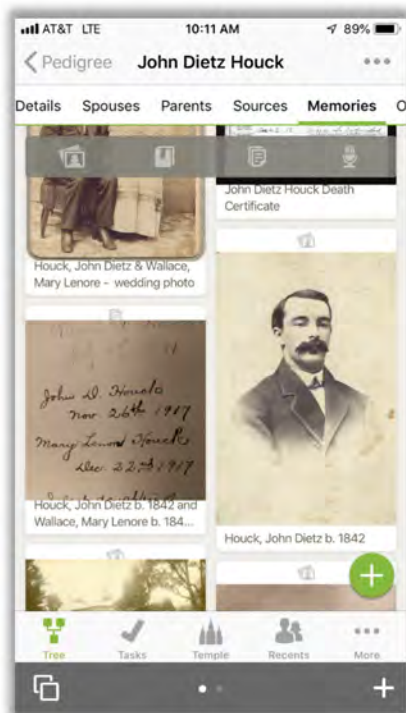


Click on the three dots on the upper right corner to rename or delete a screen.

Memories shows all the memories attached to this person.

Add memories by clicking on the plus sign. Documents or photos can be added using your device camera or by selecting photos from your photo gallery. Add text to create a story.

Audio Recording will bring up topics to inspire story telling. These recordings are preserved in the story tellers own voice to be shared for generations.



A fun and interactive way to preserve your family history

- Apps are **free** and archived memories are **stored** and **shared** free of charge.
- Capture photos and documents without taking them out of your relatives possession.
- Take photos at cemeteries and other locations of importance.
- Learn about your ancestors on the go, while waiting in a grocery line, at the airport, etc.
- Share what you discover with your children at bedtime, or with family online.
- Involve your family in preserving precious family memories.
- Record stories at family gatherings.